

Thank you for purchasing the Wall-M.

Before installing and using this unit, please read this guide carefully. Ensure to store this document in a safe place for future reference.

Note this product is intended for installation by professional installers only. This document is intended to provide professional installers with basic installation and safety guidelines for this product in typical fixed-installation systems.

Please read this document and all safety warnings before attempting installation.

Please note that this product does NOT include the in-wall mounting electrical box and installation screws required to install the controller.

Use a commercially available in-wall mounting electrical box and installation screws suitable for the specific wall material and installation situation.

Important Safety Instructions

WARNING: TO PREVENT FIRE OR SHOCK HAZARD, DO NOT EXPOSE THIS APPLIANCE TO RAIN OR MOISTURE.

• Read these instructions.

• Keep these instructions.

• Heed all warnings.

• Follow all instructions.

• Do not use this apparatus near water.

• Clean only with a soft, dry cloth.

• Do not install near any heat sources such as radiators, heat registers, stoves, or other apparatus (including amplifiers) that produce heat.

• Only use attachments/accessories specified by the manufacturer.

• Refer all servicing to qualified service personnel. Servicing is required when the apparatus has been damaged in any way, such as power-supply cord or plug is damaged, liquid has been spilled or objects have fallen into the apparatus, the apparatus has been exposed to rain or moisture, does not operate normally, or has been dropped.

• All BLAZE products must be installed in accordance with local, state, federal and industry regulations. It is the installer's responsibility to ensure installation of the product and mounting system is performed in accordance with all applicable codes, including local building codes and regulations. Consult the local authority having jurisdiction before installing this product.

• Do not mount the product in locations where condensation may occur.

• This product is not intended for installation or use in indoor water facility areas (including, without limitation, indoor pools, indoor water parks, hot tub rooms, saunas, steam rooms and indoor skating rinks).

• To reduce the risk of fire or electrical shock, do NOT expose this product to rain, liquids or moisture.

• Keep the product away from fire and heat sources.

• Do NOT place naked flame sources, such as lighted candles, on or near the product.

• Do NOT make unauthorized alterations to this product.

For Customers in Europe

Information to the User

This product complies with the European Directives request and the other Commission Regulations.



Environmental Statement

This product complies with international directives, including but not limited to the Restriction of Hazardous Substances (RoHS) in electrical and electronic equipment, the Registration, Evaluation, Authorization and restriction of Chemicals (REACH) and the disposal of Waste Electrical and Electronic Equipment (WEEE). Consult your local waste disposal authority for guidance on how properly to recycle or dispose of this product.



QUICK START GUIDE

Wall-M

For Customers in the USA

Information to the User

This device complies with part 15 of the FCC Rules. Operation is subject to the following two conditions: (1) This device may not cause harmful interference, and (2) this device must accept any interference received, including interference that may cause undesired operation.

This equipment has been tested and found to comply with the limits for a Class B digital device, pursuant to part 15 of the FCC Rules. These limits are designed to provide reasonable protection against harmful interference when the equipment is operated in a residential installation. This equipment generates, uses, and can radiate radio frequency energy and, if not installed and used in accordance with the instruction manual, may cause harmful interference to radio communications. However, there is no guarantee that interference will not occur in a particular installation.

Changes or modifications to this equipment not expressly approved by BLAZE AUDIO for compliance could void the user's authority to operate this equipment.



Pour les Clients au Canada

Informations à l'utilisateur

CAN ICES-003 (B)/NMB-003(B)
Cet appareil est conforme à la partie 15 de la réglementation de la FCC. Son fonctionnement repose sur les deux conditions suivantes: (1) cet appareil ne doit pas provoquer d'interférences et (2) cet appareil doit tolérer les interférences externes, y compris celles qui peuvent provoquer un fonctionnement anormal.

Ce matériel a fait l'objet de tests prouvant sa conformité aux limites imposées aux appareils numériques de classe B, conformément à la partie 15 des réglementations de la FCC. Ces limites sont conçues pour fournir une protection raisonnable contre les interférences nuisibles lorsque l'équipement est utilisé dans une installation résidentielle. Cet équipement génère, utilise et peut émettre de l'énergie de radiofréquence et, s'il n'est pas installé et utilisé conformément au manuel d'instructions, peut causer des interférences nuisibles aux communications radio. Cependant, il n'y a aucune garantie que des interférences ne se produiront pas dans une installation particulière.

Toute modification non autorisée expressément par BLAZE AUDIO est susceptible d'annuler le droit de l'utilisateur à utiliser cet appareil.

Product Features

Wall-M is a wall-mounted device designed for the remote control of volume level and input source selection of multiple zones, of a Blaze Audio PowerZone™ Connect.

Set-up & Operation of Wall-M

For guidance on how to connect, configure and operate the Wall-M, please refer to the Wall-M INSTALLATION GUIDE / USER MANUAL. This document can be found on the product's webpage – for convenience, scan the QR code shown at the bottom right-hand corner of this quick start guide.

Product Compatibility

Wall-M devices are only compatible with Blaze Audio PowerZone™ Connect running firmware version 1.8.0 or later.

Ensure to update the firmware installed on the Blaze Audio PowerZone™ Connect before connecting Wall-M devices. Visit blaze-audio.com/support to check and obtain the latest firmware.

Specifications

Input Rating

Connector: RJ45 with small/no strain relief boot
Cables: Category 5e or faster STP cables
PoE Class I device, 48V

Power Consumption

3.84Wmax

Dimensions (H x W x D)

EU: 87 mm x 87 mm x 43 mm
US: 115 mm x 71 mm x 43 mm (4.5 in x 2.75 in x 1.68 in)

Weight

EU: 120g
US: 120g (4.23oz.)

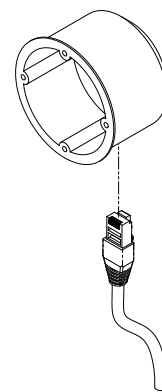
Operating Temperature Range

0-40°C (32-104°F)

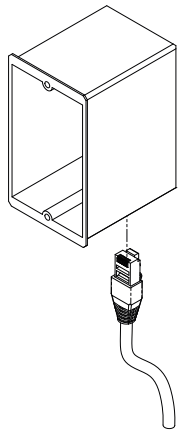
Mounting Wall-M

1. Feed the ethernet cable through the electrical box.

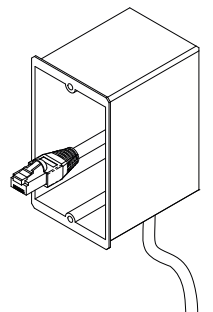
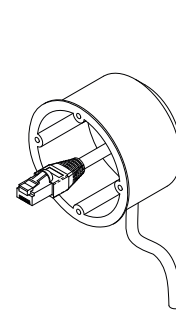
EU



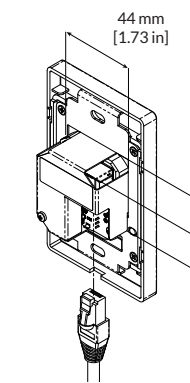
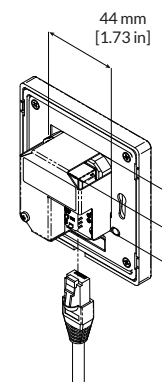
US



2. Mount the electrical box into the wall.



3. Connect the ethernet cable to the Wall-M.



4. Click off the front panel. Screw the Wall-M unit into the electrical box. - Put the front panel on - and click it into place.

