




50 mm Quick Coupler SWL 150kg

ORDERCODE 70359

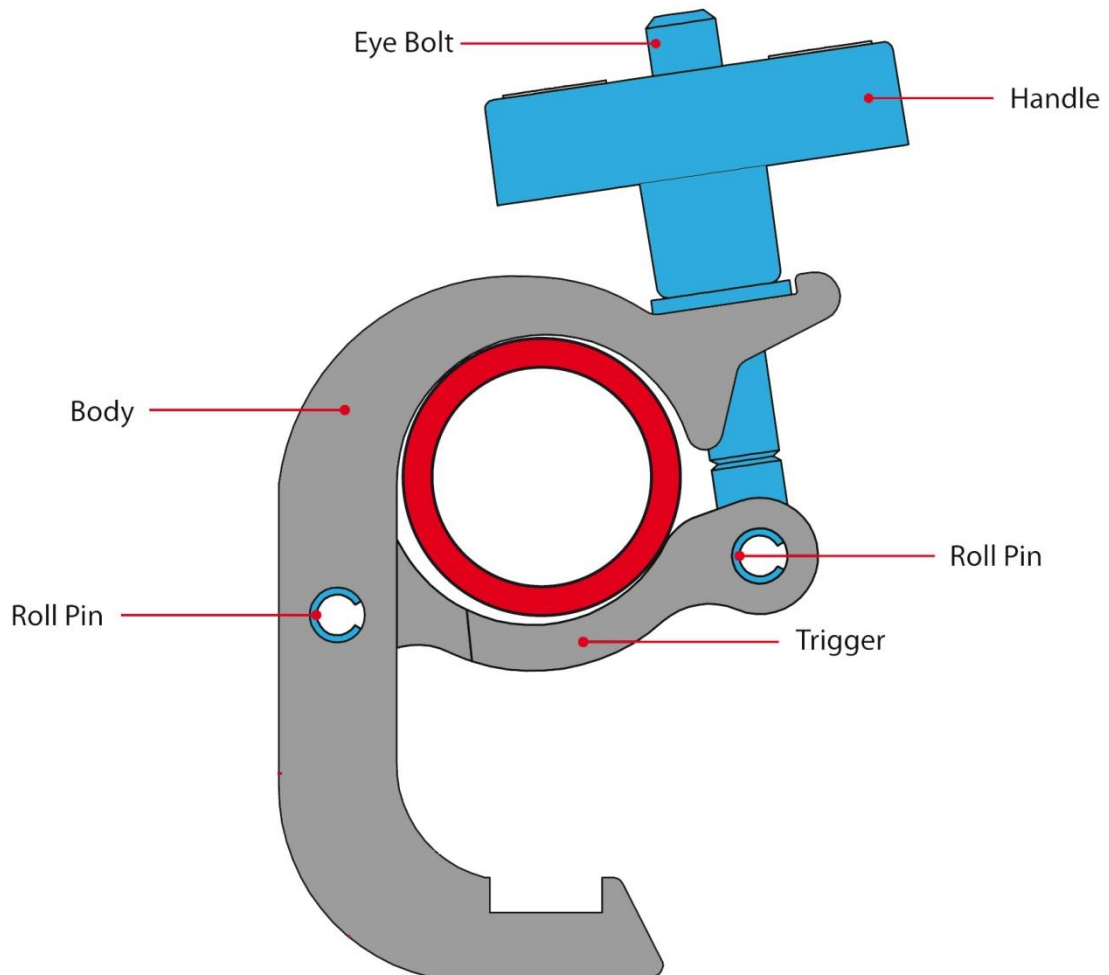
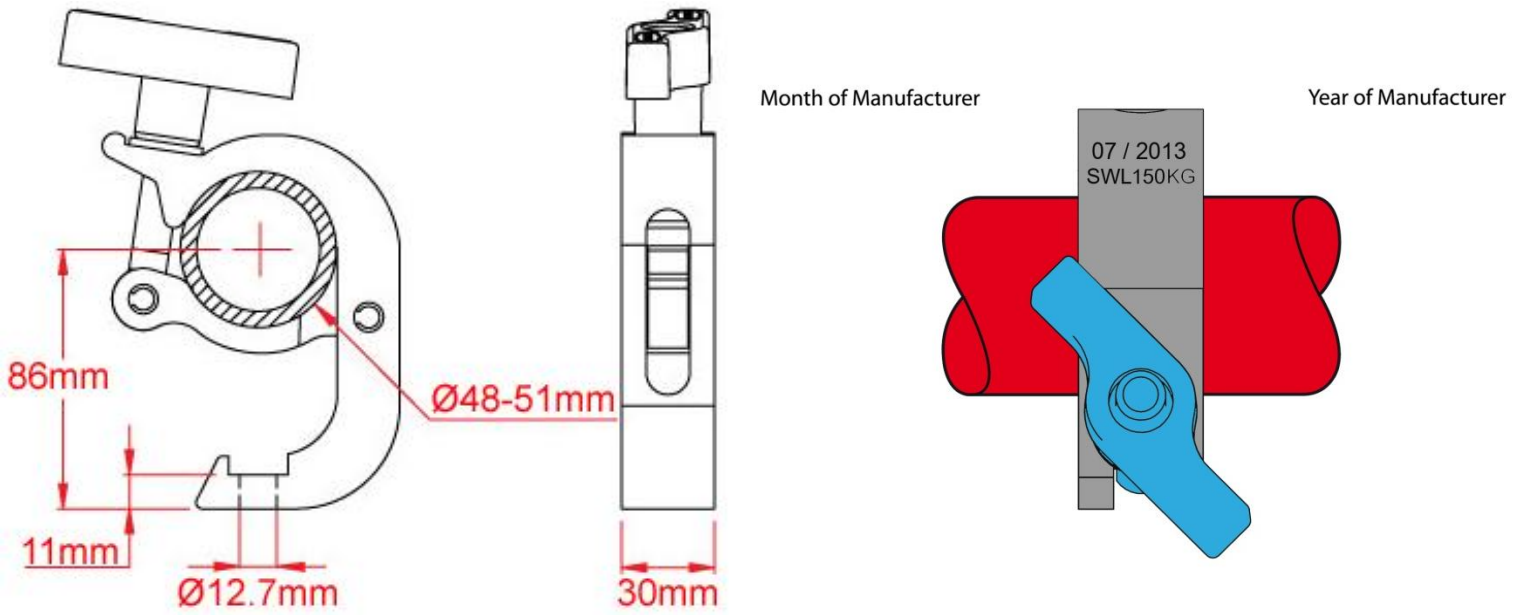
ORDERCODE 70359B



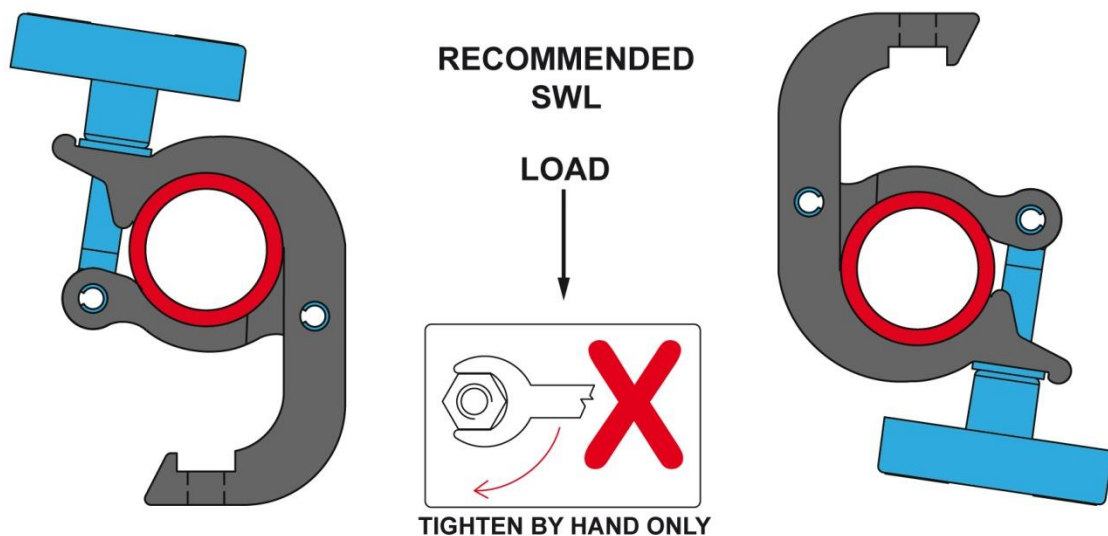
Highlite International B.V.
Vestastraat 2
6468 EX Kerkrade
The Netherlands
Phone: +31 45-5667700

SHOWELECTRONICS FOR PROFESSIONALS

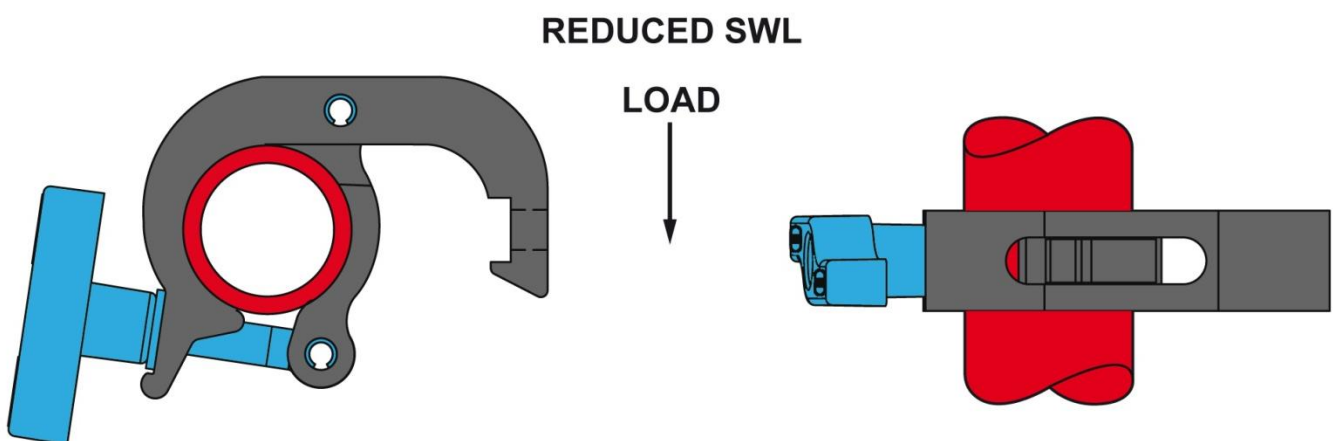
Parts & Features



1. Never exceed the Safe Working Load (SWL) as shown on the clamp
2. Only use the clamp within the designed tube parameters (48-51mm)
3. All clamps should be visually inspected before use. In the event of any damage, the clamp should be taken out of service and returned to an approved Showtec service agent' for in inspection. (see the dealer locator on our website for a comprehensive list of Authorized Service Agents)
4. When used in conjunction with other accessories, care must be taken to ensure the maximum SWL of any component is not exceeded.
5. Highlite international B.V. does not recommend using clamps which do not fully encompass the tube for overhanging. All open clamps including hookclamps should be used in a vertical orientation only



THE FOLLOWING APPLICATIONS WILL RESULT IN THE RECOMMENDED SWL BEING REDUCED DEPENDANT ON THE TUBE SURFACE FINISH & TORQUE SETTINGS APPLIED. PROOF LOADING ON INSTALLATIONS IS RECOMMENDED.





Highlite international B.V.
Vestastraat 2, 6468 EX Kerkrade,
The Netherlands
Tel:+31 (0) 45 566 77 00
Fax:+31 (0) 45 566 77 09
Email: sales@highlite.nl
Web: www.highlite.nl

Note: Whilst every effort has been made to ensure that the information contained within this manual is correct, Highlite International BV does not accept any liability for errors or omissions. Specifications and technical data are intended for guidance purposes only and may vary.
