
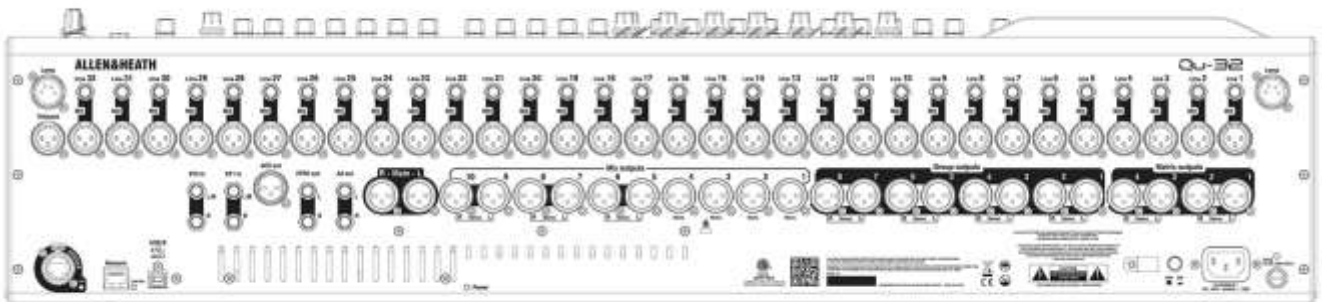


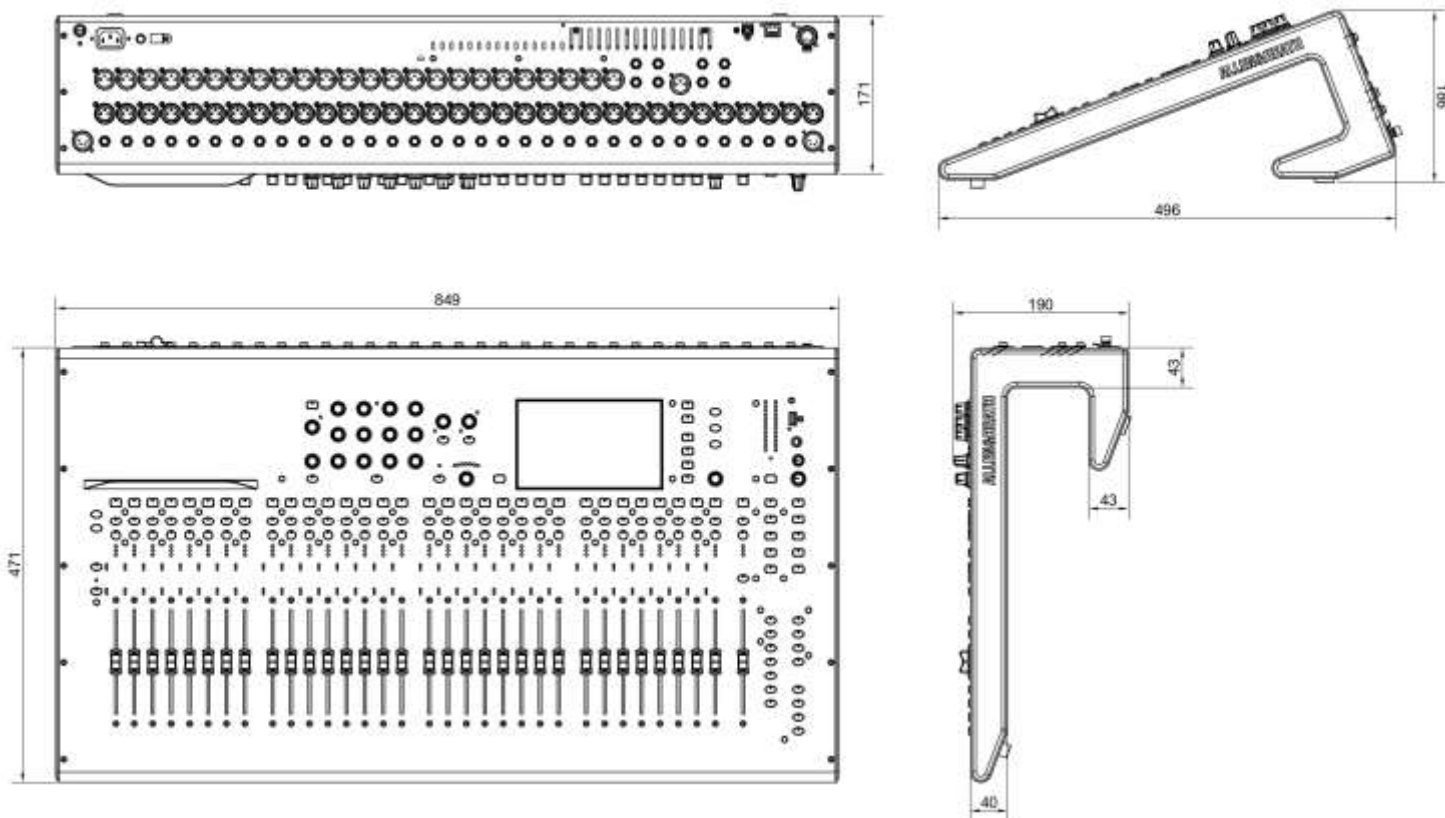
Technical Datasheet

Overview

- 38 In / 28 Out Digital Mixer
- 7" colour touchscreen
- 32 Mono Inputs (TRS + XLR)
- 33 Motor Faders
- 3 Stereo Inputs (TRS)
- 4 stereo FX with dedicated Sends and Returns
- 24 Mix Outputs (XLR)
- 4 Stereo Groups
- 2 Stereo Matrix Outs
- 10 SoftKeys
- Extra stereo outputs – AES digital, Alt Out, 2TRK out
- Talkback mic input
- dSNAKE Cat5 snake for remote audio using AR2412, AR84 or AB168
- 4 Mute Groups
- 4 DCA Groups
- AnaLOGIQ™ total recall analogue preamps
- Effects ported from the flagship iLive console
- Dedicated stereo FX return channels
- Master strip for quick access to mix levels and processing
- Input channel linking for stereo sources
- Input processing – Preamp, HPF, Gate, PEQ, Compressor, Delay
- Output processing – PEQ, Graphic EQ, Compressor, Delay
- 7" (800x480 pixel) colour touch screen for quick control
- Motorised faders for sends on faders, GEQ fader flip and mix recall
- Quick copy and reset of processing, mixes and scenes
- 100 Scene memories
- Channel Safes, Global and per Scene Recall Filters
- FX, processing and channel User Libraries
- Qu-Drive for stereo and 18-track recording/playback to USB hard drive
- USB streaming to/from an Apple® Mac or Windows™ PC computer
- MIDI DAW Control driver for Mac (converts to HUI or Mackie Control)
- USB transfer of Scenes, Libraries, Shows
- User assignable Custom Layer
- Qu-Pad engineer's mixing wireless remote app for iPad
- Qu-You personal monitoring app for iPhone, iPad, iPod Touch
- Compatible with the Allen & Heath ME personal mixing system
- User Permissions to restrict operator access



Dimensions



A&E Specifications

Qu-32 Architects and Engineers Specification

The mixer shall be a desktop digital mixer with 32 mono and 3 stereo input channels mixing to 24 mix outputs.

There shall be 4 stereo rack FX engines, 4 DCA groups and 4 Mute groups.

The surface shall include 33 moving faders with 3 layers, each layer having dedicated keys and indicators, giving access to input channels, output channel mixes, FX sends, FX returns, Main mix, DCA masters, and a customisable layer giving access to MIDI control as well as user-defined overview of channels.

Each fader strip shall have a dedicated PAFL, Mix, Select, and Mute button with indicators, a 3-LED multi-point meter, and coloured LED indicating fader assignment.

Ability to assign channel on/off status to the current mix using the channel 'Mix' keys shall be provided.

All processing, Pre/Post fade routing and assignments of signals to mix send, FX send and Audio, DCA and Mute Groups shall be accessed and adjusted via a 7-inch colour touchscreen provided on the mixing surface.

The name and number of the current selected channel or mix shall be identified on screen when in the processing or routing pages.

Send levels to mixes shall be displayed and adjusted using the faders.

All output mix channels shall contain the following processing: External input, Trim, Polarity, Insert, Parametric EQ, and Graphic EQ with RTA and fader-flip mode, Compressor, Delay.

All signal delays in the system shall be adjustable in Milliseconds.

10 user-assignable soft keys shall be provided for quick access to Mute Groups, DCA Mutes, Tap Tempo and Scene Recall. There shall also be dedicated keys for quick Copy/Paste/Reset of mixes and processing parameters.

A Channel Ducker shall be provided to reduce the level of selected channels when a designated channel is in use. This channel priority shall be available across all mono and stereo input channels and also channel groups.

4 user-assignable effect racks shall be provided with a library of factory preset FX emulations. The FX racks shall be

individually configurable as send/return from a channel or FX/Mix, or inserted into input or output channels.

A global source option for the direct out of each input channel shall be provided in the routing screen. The tap-off point shall be adjusted to the following positions in the processing path: post Preamp, post HPF, post Gate, post Insert return, post PEQ, post Compressor, and post Delay. There shall be further global options for Follow Fader, and Follow Mute.

Direct outputs shall be assignable via the mixer soft patch bay to any physical output socket interface channel or ME channel.

A signal generator shall be provided with the ability to send a variable level signal to any output mix with visual assignment status on-screen. The following types of signals shall be available: Sine, White Noise, Pink Noise, and Band-Pass.

Comprehensive input, output, and FX channel and RTA metering shall be provided on-screen.

A default Mains to PAFL sub-mix shall be provided.

12-LED bar meters on the surface shall indicate the 3 Main mix buss levels, the PAFL signal shall override the LR meters accompanied by a PAFL-active indicator.

A Talkback facility shall be provided with the ability to send to any output mix with on screen status indication. An option to enable talkback latching and HPF shall be provided.

A quarter-inch jack socket for PAFL headphones output shall be provided, with an analogue output level control.

The mixer shall include stereo and 18-track recording/playback to optional USB hard drives. The format shall be 48 kHz/ 16 bit WAV.

The mixer shall play back stereo WAV files at 44.1 or 48 kHz and shall have a USB Type-A connector on the surface for recording, playback, data-transfer, archiving, and firmware updates to USB drive.

On the rear panel there shall be a Type-B USB connection following the high-speed USB 2.0 standard for multi-channel, bi-directional audio streaming of 32 out / 32 in and MIDI DAW control between the mixer and a computer.

A DAW transport control using popular DAW control protocols for computer shall be available via the touch-screen.

The mixer shall provide a Fast Ethernet (100 Mbit/s) port for Cat5 cable connection to a computer for MIDI over TCP/IP control of mixer parameters via a wireless router (access point) for live mixing control.

The mixing system shall include application software for Apple iOS touchscreen devices connected via a wireless

network router to the LAN port and allow control of functions including the preamp gain, pad, and phantom power.

The application shall have a graphical representation of physical controls and indicators present on the surface including signal processing parameters and shall provide control of output channel processing including Parametric EQ, Graphic Eq, Compressor and Delay. Routing assignments and level adjustments of input signals to all mixes and bus shall be provided. The application software shall provide signal metering and processing threshold indication when online including the Real Time Analyser.

There shall be a local "dSNAKE" Ethernet audio expansion port with locking Ethercon connector, providing up to 38 input signals and 20 output signals, plus 40 personal mixing sends to be connected over a single cable 'digital snake' and allowing Remote Preamp control to an Allen & Heath AudioRack, or Allen & Heath ME Personal Mixing Systems.

Input and output channel processing and parameters in the mixer shall be saved on demand as a user library item for recall in other channels. Individual processing sections shall be save-able on demand as user library items for that type.

All library items shall be stored on board and archived with the show-file. Library items shall be transferrable to USB drive as portable data to be used in other systems.

The mixer shall provide the facility to save 100 scenes of the settings of the mixing system and these scenes shall be nameable.

A comprehensive table of Scene Safes shall be provided to prevent selected items from being changed from their state when the safe was enabled. A comprehensive scene filter shall be provided per scene to Allow / Block each parameter saved in a scene from being changed as that scene is recalled.

An option shall be provided for password protection for log-in of several users with different levels of system access and permissions. A particular scene may be chosen to be recalled per change of user-login if desired.

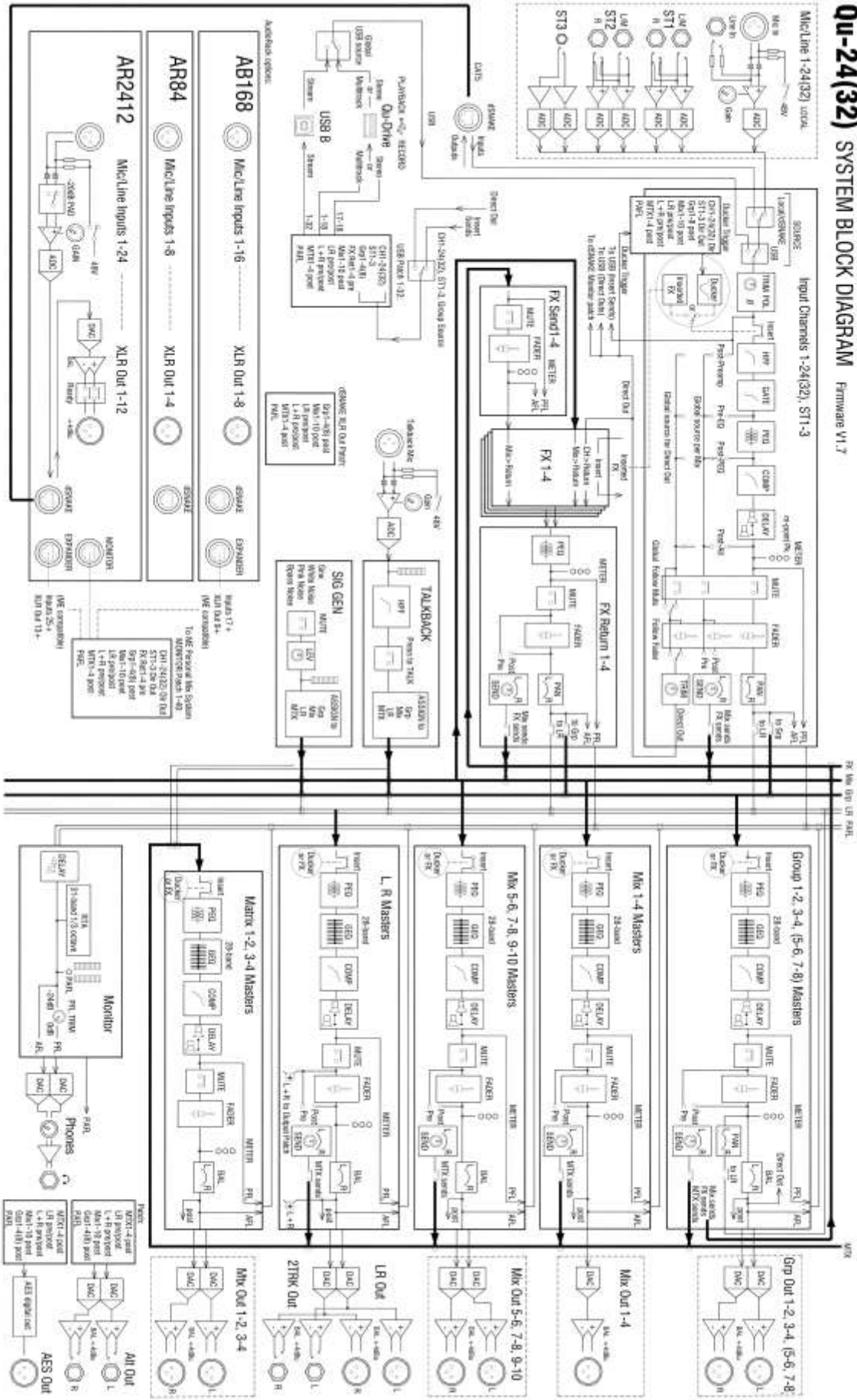
The mixing system shall periodically record all current settings and return the mixer to that state after reboot following a power-cycle.

The mixing control surface shall have a built in power supply accepting AC mains voltages of 100~240V, 50/60 Hz, 95W max via an earthed 3-pin IEC male connector mounted on the rear chassis. A Two Pole Push-Button switch shall be provided near the mains input.

Recommended operating temperature for the mixer shall be 5 to 35 degrees Celsius.

The mixer shall be the Allen&Heath Qu-32 Digital Mixer.

Qu-24(32) SYSTEM BLOCK DIAGRAM Firmware V1.7



Mixer Specifications

Inputs

Mic/Line Inputs

Input Sensitivity (XLR / TRS)	Balanced, XLR and 1/4" TRS jack, fully recallable
Analogue Gain	-60 to +5dBu / -50 to +15dBu
Maximum Input Level (XLR / TRS)	-5 to +60dB, 1dB steps
Input Impedance (XLR / TRS)	+19dBu / +29dBu
THD+N, Unity gain 0dB	>5k Ω / >10 k Ω
THD+N, Mid gain +30dB	0.0005% -89 dBu (20-20kHz, Direct Out @0dBu 1kHz)
	0.001% -83dBu (20-20kHz, Direct Out @0dBu 1kHz)

Stereo Line Inputs

ST1, ST2 connector	Balanced, 1/4" TRS jack, half normalised
ST3 connector	Unbalanced, stereo 3.5mm Mini Jack
Input Sensitivity (ST1, ST2 / ST3)	Nominal +4dBu / 0dBu
Trim	+/-24dB
Maximum Input Level (ST1,ST2 / ST3)	+22dBu / +18dBu
Input Impedance	>7k Ω

Outputs

Mix1-10 and LR Out

Balanced, XLR

Group and Matrix Out

Output Impedance	<75 Ω
Nominal Output	+4dBu = 0dB meter reading
Maximum Output Level	+22dBu
Residual Output Noise	-90 dBu (muted, 20-20kHz)

Stereo Alt Out & 2Trk Out

Source (Alt Output / 2Trk Output)	Balanced, 1/4" TRS jack
Output Impedance	Patchable / LR post-fade
	<75 Ω
Nominal Output	+4dBu = 0dB meter reading
Maximum Output Level	+22dBu
Residual Output Noise	-90 dBu (muted, 20-20kHz)

AES Digital Output

2 channel, 48kHz sampling rate, XLR 2.5Vpp balanced terminated 110 Ω

dSNAKE

Inputs

Remote source for CH1-32, ST1, ST2, ST3

Outputs

Patchable from Mix1-10, LR, Grp1-8, MTX1-4
Compatible with AudioRacks AR2412, AR84, AB168
Compatible with ME personal mixing system

System

Dynamic Range	Measured balanced XLR in to XLR out, 0dB gain, 0dBu input
Frequency Response	112 dB
Headroom	+0/-0.5dB 20Hz to 20kHz
Internal operating Level	+18dB
dBFS Alignment	0dBu +18dBu = 0dBFS (+22dBu at XLR output)
Meter Calibration	0dB meter = -18dBFS (+4dBu at XLR out)
Meter Peak indication	-3dBFS (+19dBu at XLR out), multi-point sensing

Control

Faders	100mm motorised
Touch Screen	7" TFT, 800x480 resolution
SoftKeys	10
Mute Groups	4
DCA Groups	4
Network	TCP/IP Ethernet for MIDI and iPad app

Input Processing

Source

CH1-32	Local, dSNAKE, or USB
ST1, ST2	Local, dSNAKE, or USB
ST3	Local, dSNAKE, or USB Stereo
USB Global Source	Qu-Drive or USB B Streaming

Stereo Linking

Parameters linked	Odd/even input pairs EQ, dynamics, insert, delay, assignments, sends Preamp, polarity, sidechains, fader/mute, pan
Link options	

Polarity

Normal/Reverse

High Pass Filter

12dB/octave 20Hz – 2kHz

Insert

Assign FX1-4 into Input channels

Delay

Up to 85ms

Gate

Self-key Sidechain

Threshold / Depth

-72dBu to +18dBu / 0 to 60dB

Attack / Hold / Release

50us to 300ms / 10ms to 5s / 10ms to 1s

PEQ

4-Band fully parametric, 20-20kHz, +/- 15dB

Band 1

Selectable LF Shelving (Baxandall), Bell
Bell

Band 2, Band 3

Selectable HF Shelving (Baxandall), Bell
Non-constant Q, variable, 1.5 to 1/9th octave

Band 4

Bell Width

Compressor

Self-key Sidechain

Threshold / Ratio

-46dBu to 18dBu / 1:1 to infinity

Attack / Release

300us – 300ms / 100ms - 2s

Knee

Soft/Hard
Peak Manual, RMS Manual, SlowOpto, PunchBag

Types

Mix Processing

Channel Direct Out to USB

Follow Fader, follow Mute (global options)
Post-Preamp, Pre-EQ, Post-EQ, Post-Delay

Source select (global)

Insert

Assign FX into Mix channels

Delay

Up to 170ms

Meter Signal indication	-48dBFS (-26dBu at XLR out)	GEQ	Constant 1/3 oct, 28 bands 31Hz-16kHz, +/-12dB Gain
Meter Type	Fast (peak) response		
Sampling Rate	48kHz +/-100PPM	PEQ	4-Band fully parametric, 20-20kHz, +/-15dB
ADC, DAC	24-bit Delta-Sigma	Band 1	Selectable LF Shelving (Baxandall), Bell
Latency	1.2 ms (local XLR in to XLR out)	Band 2, Band 3	Bell
	0.7 ms (local XLR in to AES out)	Band 4	Selectable HF Shelving (Baxandall), Bell
		Bell Width	Non-constant Q, variable, 1.5 to 1/9th octave
Operating Temperature Range	0 deg C to 35 deg C (32 deg F to 95 deg F)	Compressor	Self-key Sidechain
Mains Power	100-240V AC, 50/60Hz	Threshold / Ratio	-46dBu to 18dBu / 1:1 to infinity
Maximum Power Consumption	150W	Attack / Release	300us – 300ms / 100ms - 2s
		Knee	Soft/Hard
		Types	Peak Manual, RMS Manual, SlowOpto, PunchBag
USB Audio			
Qu-Drive	USB A		
Stereo Record	2 channel, WAV, 48kHz, 24-bit, patchable	FX	
Stereo Playback	2 channel, WAV, 44.1 or 48kHz, 16 or 24-bit, to ST3	Internal FX	4x RackFX engine, Send>Return or Inserted
Multitrack Record	18 channel, WAV, 48kHz, 24-bit, patchable		
Multitrack Playback	18 channel, WAV, 48kHz, 24-bit		
USB Audio Streaming	USB B, Core Audio compliant	Audio Tools	
Send (upstream)	32 channel, WAV, 48kHz, 24-bit	Types	Reverbs, Delays, Gated Reverb, ADT Chorus, Symphonic Chorus, Phaser, Flanger
Return (downstream)	32 channel, WAV, 48kHz, 24-bit	4 dedicated Stereo FX returns	Fader, Pan, Mute, Routing to Mix/LR, 4-Band PEQ
Dimensions & Weights		PAFL	PFL or stereo in-place AFL, 0 to -24dB Trim, 85ms Delay
	Width x Depth x Height	Talkback	Assignable to any mix, 12dB/oct HPF
Desk mounted	850 x 500 x 186 mm (33.5" x 19.7" x 7.4")	Signal Generator	Assignable to any mix, Sine / White/Pink/Band-pass Noise
Packed in shipping box	1000 x 680 x 350 mm (39.4" x 26.8" x 13.8")	RTA	31-Bands 1/3 octave 20-20kHz, follows PAFL source
Unpacked weight	20 kg (44 lbs)		
Packed weight	24 kg (53 lbs)		