



evolution wireless G4

ew 500-G4-Ci1 | Instrument Set



The pro's choice. Renowned sound engineers rely on ew 500 G4's flexibility, especially when handling multi-channel settings on the world's music stages. Up to 88 MHz bandwidth, up to 32 channels. Ethernet connection for Wireless Systems Manager (WSM) control software included for advanced frequency coordination in multi-channel setups.

The pro's choice for perfectly balanced but upfront guitar and bass. Powerful bodypack transmitter and Ci1 instrument cable for unforgettable performances.

FEATURES

- True diversity half-rack receiver in a full-metal housing with intuitive OLED display for full control
- Easy and flexible wireless synchronization between transmitter and receiver via infrared
- Up to 32 compatible channels
- Up to 88 MHz bandwidth with 3520 selectable frequencies, fully tunable in a stable UHF range
- Ethernet connection for Wireless Systems Manager (WSM) control software for advanced frequency coordination in multi-channel setups
- High RF output power (up to 50 mW, adjustable in three steps 10/30/50) depending on country regulations

DELIVERY INCLUDES

- EM 300-500 G4 true diversity receiver
- SK 500 G4 bodypack transmitter
- Ci 1 instrument cable
- 2 AA batteries
- GA 3 rackmount set
- power supply
- 2 rod antennas
- quick guide
- safety guide
- manufacturer declaration sheet



evolution wireless G4

ew 500-G4-Ci1 | Instrument Set

SPECIFICATIONS

EM 300-500 G4

RF characteristics

Modulation	Wideband FM
Frequency ranges	Aw+: 470 - 558 MHz AS: 520 - 558 MHz Gw1: 558 - 608 MHz Gw: 558 - 626 MHz GBw: 606 - 678 MHz Bw: 526 - 698 MHz Cw: 718 - 790 MHz Dw: 790 - 865 MHz JB: 806 - 810 MHz K+: 925 - 937.5 MHz
Receiving frequencies	Max. 2880 receiving frequencies, adjustable in 25 kHz steps 20 frequency banks, each with up to 32 factory-pre-set channels, no intermodulation 6 frequency banks with up to 32 programmable channels
Switching bandwidth	up to 72 MHz
Nominal/peak deviation	±24 kHz / ±48 kHz
Receiver principle	True diversity
Sensitivity (with HDX, peak deviation)	< 2.5 µV for 52 dBA _{eff S/N}
Adjacent channel selection	Typically ≥ 75 dB
Intermodulation attenuation	Typically ≥ 70 dB
Blocking	≥ 75 dB

Squelch	5 to 25 dBµV in steps of 2 dB
Pilot tone squelch	Can be switched off
Antenna inputs	2 BNC sockets

AF characteristics

Compander system	Sennheiser HDX
EQ presets (switchable, act on line and monitor outputs)	Preset 1: Flat Preset 2: Low Cut (-3 dB at 180 Hz) Preset 3: Low Cut/High Boost (-3 dB at 180 Hz, +6 dB at 10 kHz) Preset 4: High Boost (+6 dB at 10 kHz)
Signal-to-noise ratio (1 mV, peak deviation)	≥ 115 dBA
Total harmonic distortion (THD)	≤ 0.9 %
AF output voltage (at peak deviation, 1 kHz AF)	6.3 mm jack socket (unbalanced): +12 dBu XLR socket (balanced): +18 dBu
Setting range "AF Out"	48 dB (3 dB steps)

Overall device

Temperature range	-10 °C to +55 °C
Power supply	12 V DC
Current consumption	350 mA
Dimensions	Approx. 202 x 212 x 43 mm
Weight	Approx. 980 g

CONNECTIONS





evolution wireless G4

ew 500-G4-Ci1 | Instrument Set

SPECIFICATIONS

SK 500 G4

RF characteristics	
Modulation	Wideband FM
Frequency ranges	Aw+: 470 - 558 MHz AS: 520 - 558 MHz Gw1: 558 - 608 MHz Gw: 558 - 626 MHz GBw: 606 - 678 MHz Bw: 526 - 698 MHz Cw: 718 - 790 MHz Dw: 790 - 865 MHz JB: 806 - 810 MHz K+: 925 - 937.5 MHz
Transmission frequencies	Max. 2880 frequencies, adjustable in 25 kHz steps 20 frequency banks, each with up to 32 factory-pre-set channels, no intermodulation 6 frequency banks with up to 32 programmable channels
Switching bandwidth	up to 72 MHz
Nominal/peak deviation	± 24 kHz / ± 48 kHz
Frequency stability	$\leq \pm 15$ ppm
RF output power at 50 Ω	switchable: Low: typ. 10 mW Standard: typ. 30 mW High: typ. 50 mW
Pilot tone squelch	Can be switched off

AF characteristics

Compander system	Sennheiser HDX
AF frequency response	Mic: 80 - 18,000 Hz Line: 25 - 18,000 Hz
Signal-to-noise ratio (1 mV, peak deviation)	≥ 115 dBA
Total harmonic distortion (THD)	≤ 0.9 %
Max. microphone/line input voltage	3 V _{eff}
Microphone/line input impedance	40 k Ω , unbalanced / 1 M Ω
Input capacitance	Switchable
Setting range for input sensitivity	60 dB, adjustable in 3 dB steps

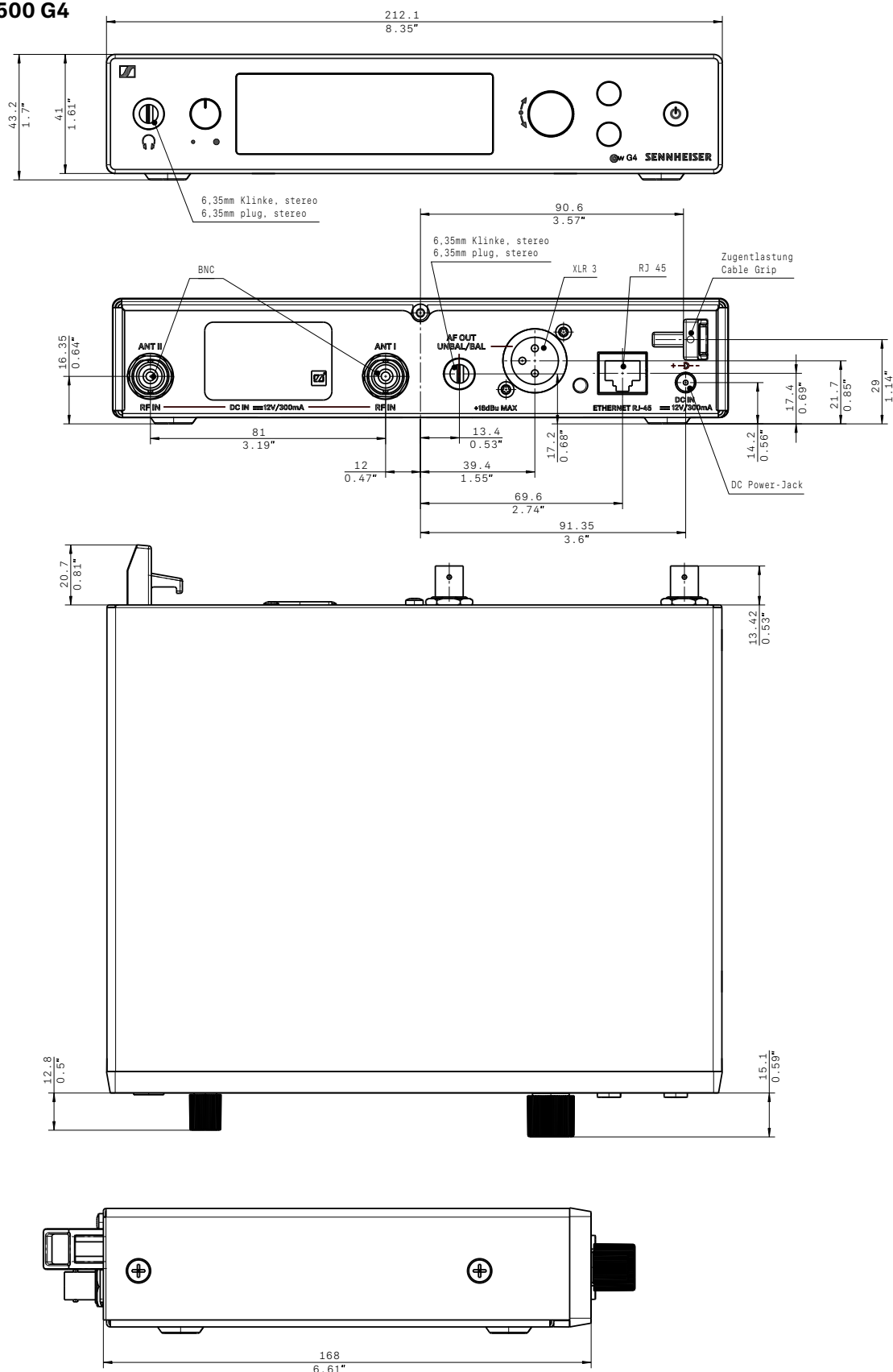
Overall device

Temperature range	-10 °C to +55 °C
Power supply	2 AA batteries, 1.5 V or BA 2015 accupack
Nominal voltage	3 V battery / 2.4 V rechargeable battery
Current consumption	at nominal voltage: typ. 180 mA with transmitter switched off: ≤ 25 μ A
Operating time	Typically 8 h
Dimensions	Approx. 82 x 64 x 24 mm
Weight (incl. batteries)	approx. 160 g

evolution wireless G4
ew 500-G4-Ci1 | Instrument Set

DIMENSIONS

EM 300-500 G4



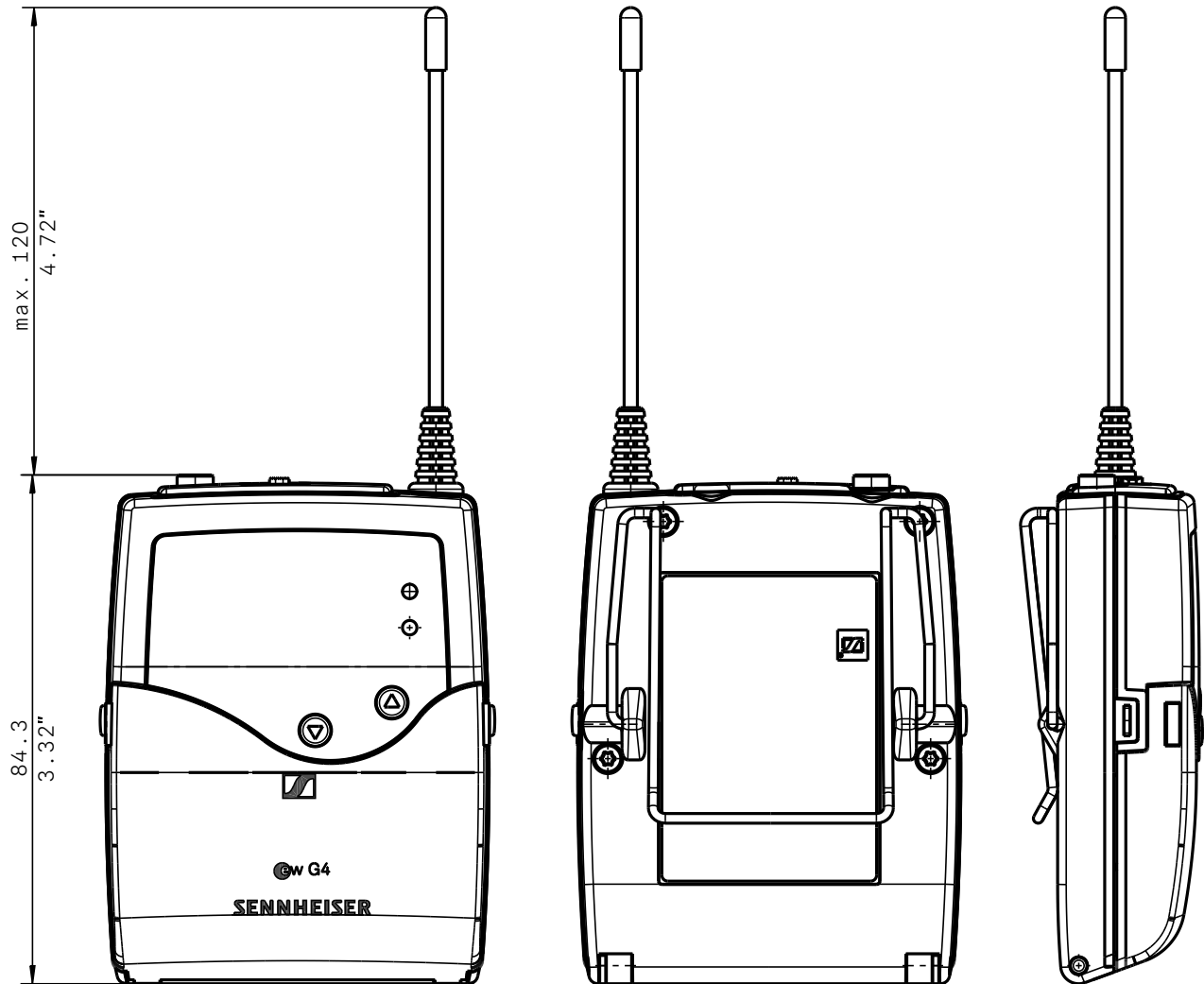


evolution wireless G4


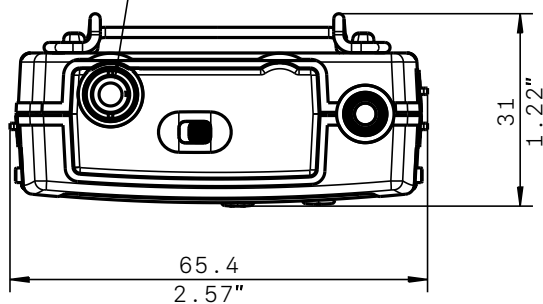
ew 500-G4-Ci1 | Instrument Set

DIMENSIONS

SK 500 G4



3,5mm Klinke
3,5mm plug





evolution wireless G4

ew 500-G4-Ci1 | Instrument Set

PRODUCT VARIANTS

Made in Germany

ew 500 G4-Ci1-GBw	606 - 678 MHz	Art. no. 507743
ew 500 G4-Ci1-Gw	558 - 626 MHz	Art. no. 507744
ew 500 G4-Ci1-Bw	626 - 698 MHz	Art. no. 507745
ew 500 G4-Ci1-Cw	718 - 790 MHz	Art. no. 507746
ew 500 G4-Ci1-Dw	790 - 865 MHz	Art. no. 507747
ew 500 G4-Ci1-Aw+	470 - 558 MHz	Art. no. 508409

Assembled in USA

ew 500 G4-Ci1-AS	520 - 558 MHz	Art. no. 508083
ew 500 G4-Ci1-Gw	558 - 626 MHz	Art. no. 508084
ew 500 G4-Ci1-Bw	626 - 698 MHz	Art. no. 508085
ew 500 G4-Ci1-Cw	718 - 790 MHz	Art. no. 508086
ew 500 G4-Ci1-Dw	790 - 865 MHz	Art. no. 508087
ew 500 G4-Ci1-Aw+	470 - 558 MHz	Art. no. 508430
ew 500 G4-Ci1-Gw1	558 - 608 MHz	Art. no. 508451

ARCHITECT'S SPECIFICATION

A wireless RF transmission system consisting of a stationary receiver and a bodypack transmitter.

The system shall operate within ten UHF frequency ranges, with a switching bandwidth of up to 72 MHz: 470 – 558 MHz, 520 – 558 MHz, 558 – 608 MHz, 558 – 626 MHz, 606 – 678 MHz, 626 – 698 MHz, 718 – 790 MHz, 790 – 865 MHz, 806 – 810 MHz, 925 – 937.5 MHz; receiving frequencies shall be 2,880 per range and shall be tunable in 25 kHz steps. The system shall feature 20 fixed frequency banks with up to 32 compatible frequency presets and 6 user banks with up to 32 user programmable frequencies.

The receiver shall be menu-driven with a backlit OLED display showing the current frequency, frequency bank and channel number, metering of RF level, metering of AF level, lock status, pilot tone evaluation, muting function, and battery status of the associated transmitter. An auto-lock feature shall be provided to prevent settings from being accidentally altered. The receiver shall provide a sound check mode.

Some receiver parameters such as receiving frequency, receiver name and pilot tone setting shall be synchronizable with the associated transmitter via an integrated infrared interface.

The receiver shall feature a balanced XLR-3M audio output with a maximum output of +18 dBu along with an unbalanced ¼" (6.3 mm) audio output with a maximum output of +12 dBu. A headphone output with headphone volume control shall be provided and shall utilize a ¼" (6.3 mm) stereo jack socket. The receiver shall have an Ethernet port (RJ-45) for remote network-based monitoring and control using the Sennheiser Control Cockpit or the Sennheiser Wireless System Manager software. Two BNC-type input sockets shall be provided for connecting the antennas.

Nominal/peak deviation shall be ± 24 kHz/ ± 48 kHz. Squelch threshold shall be defeatable (off) or adjustable from 5 - 25 dB μ V in steps of 2 dB.

The receiver shall incorporate the Sennheiser HDX compander system and a defeatable pilot tone squelch. Sensitivity shall be < 2 μ V for 52 dBA eff S/N with HDX engaged at peak deviation. Adjacent channel rejection shall be ≥ 75 dB (typical). Intermodulation attenuation shall be ≥ 70 dB (typical); blocking shall be ≥ 75 dB. Four selectable equalizer presets shall be provided: "Flat", "Low Cut" (-3 dB at 180 Hz), "Low Cut/High Boost" (-3 dB at 180 Hz/ $+5.5$ dB at 10 kHz) and "High Boost" ($+5.5$ dB at 10 kHz). Signal-to-noise ratio at 1 mV and peak deviation shall be ≥ 115 dBA. Total harmonic distortion (THD) shall be ≤ 0.9 %. The audio output level shall be adjustable within a 48 dB range in steps of 3 dB.



evolution wireless G4 ew 500-G4-Ci1 | Instrument Set

The receiver shall operate on 12 V power supplied from the NT 2-3 CW mains unit (for 100 – 240 V AC, 50/60 Hz). Power consumption shall be 350 mA. The receiver shall have a rugged metal housing; dimensions shall be approximately 202 x 212 x 43 mm (7.95" x 8.35" x 1.69"). Weight shall be approximately 980 grams (2.16 lbs). Operating temperature shall range from -10 °C to +55 °C (+14 °F to +131 °F).

The receiver shall be the Sennheiser EM 300-500 G4.

The bodypack transmitter shall be menu-driven with a backlit LC display showing the current frequency, frequency bank and channel number, metering of AF level, transmission status, lock status, pilot tone transmission, muting function, and battery status. An auto-lock feature shall be provided to prevent settings from being accidentally altered. The bodypack transmitter parameters shall either be configurable in the associated receiver's menu and synchronized with the bodypack transmitter via an integrated infrared interface or shall be programmable in the bodypack transmitter menu.

The bodypack transmitter shall be equipped with a mute switch, which shall be switchable between "AF on/off", "RF on/off" and "Disabled" via the user interface.

Nominal/peak deviation shall be ± 24 kHz/ ± 48 kHz. Frequency stability shall be $\leq \pm 15$ ppm. RF output power at 50 Ω shall be switchable between 10 mW (typical, low) and 30 mW (typical, standard) and 50 mW (typical, high).

The bodypack transmitter shall incorporate the Sennheiser HDX compander system and a defeatable pilot tone squelch. Audio frequency response shall range from 80 – 18,000 Hz (microphone) or 25 - 18,000 Hz (line). Signal-to-noise ratio at 1 mV and peak deviation shall be ≥ 115 dBA. Total harmonic distortion (THD) shall be ≤ 0.9 %. Input sensitivity shall be adjustable within a 60 dB range in steps of 3 dB.

Power shall be supplied to the bodypack transmitter by two 1.5V AA size batteries or by one Sennheiser BA 2015 rechargeable accupack. Nominal voltage shall be 2.4 V, current consumption shall be typical 180 mA at nominal voltage; ≤ 25 μ A when bodypack transmitter is switched off. Operating time shall be typical 8 hours. The bodypack transmitter shall have a rugged metal housing; dimensions shall be approximately 82 x 64 x 24 mm (3.23" x 2.52" x 0.94"). Weight including the batteries shall be approximately 160 grams (0.35 lbs). Operating temperature shall range from -10 °C to +55 °C (+14 °F to +131 °F).

The bodypack transmitter shall be the Sennheiser SK 500 G4.