

TECHNICAL DATA

DesignMax DM6PE

pendant loudspeaker



Product Overview

With a coaxial two-way design, the 125-watt DesignMax DM6PE loudspeaker offers rich lows and clear, intelligible highs — along with premium aesthetics that complement any commercial sound installation. The DM6PE pendant loudspeaker features a coaxial 6.5-inch woofer and a 1.25-inch tweeter mounted within the Dispersion Alignment system, and delivers a frequency range of 62 Hz - 20 kHz. The DM6PE is IP55 outdoor-rated and features a recessed single-point suspension system for a sleek, attractive appearance. All models are available in black or white.



Key Features

Complete any commercial sound installation with 16 DesignMax loudspeakers to mix and match, including in-ceiling, surface-mount, and pendant form factors, subwoofers, high-SPL compression-driver models, compact low-profile models, and outdoor-rated options

Choose from three DM6 models — the in-ceiling DM6C, the surface-mounted and outdoor-rated DM6SE, and the sleek, outdoor-rated DM6PE pendant loudspeaker

Deliver rich lows and clear, intelligible highs with a coaxial two-way design — no DSP or EQ required. For even better sound, use select Bose DSPs and amplifiers to enable Bose loudspeaker EQ and SmartBass processing, which expands performance and response at any listening level

Ensure a consistent listening experience throughout the room with the Dispersion Alignment system, which matches the acoustic pattern of the woofer to the pattern of the tweeter

Blend with any room design with elegant form factors, minimum-bezel grilles available in black or white, and removable logos

Install easily with industry-standard accessories — all models include Euroblock connectors; in-ceiling models include plenum-rated backcans, tile bridges, and front-access audio wiring that makes installation and troubleshooting easier

Install DM6PE outside — IP55 rating with powder-coated steel grille for outdoor use

Provide an open, attractive aesthetic with pendant loudspeakers featuring a recessed single-point suspension system that keeps hardware out of sight and can be used to hold and hide a service loop for easy access

Technical Specifications

SINGLE-LOUDSPEAKER PERFORMANCE		
Frequency Response (-3 dB) ¹	75 - 20,000 Hz	
Frequency Range (-10 dB) ¹	62 - 20,000 Hz	
Nominal Coverage Angle (1 - 4 kHz)	115° conical	
Nominal Coverage Angle (1 - 10 kHz)	115° conical	
	AES transducer test ⁴	Bose extended-lifecycle test ⁵
Power Handling, long-term continuous	125 W	100 W
Power Handling, peak	500 W	400 W
Sensitivity (SPL / 1 W @ 1 m) ²	89 dB	89 dB
Calculated Maximum SPL @ 1 m ³	110 dB	109 dB
Calculated Maximum SPL @ 1 m, peak	116 dB	115 dB
Crossover	1.7 kHz (passive two-way crossover)	
Loudspeaker EQ	Not required, Bose EQ voicing, and SmartBass processing available	
Recommended High-pass Protection	60 Hz with minimum 24 dB/octave filter	
Transformer taps	70V: 2.5, 5, 10, 20, 40, 80 W, bypass	
	100V: 5, 10, 20, 40, 80 W, bypass	

For additional specifications and application information, please visit PRO.BOSE.COM. Specifications subject to change without notice. December 2020.

TECHNICAL DATA

DesignMax DM6PE

pendant loudspeaker

TRANSDUCERS	
Low Frequency	1 × 6.5-inch woofer (165 mm), weather-treated
High Frequency	1 × 1.25-inch (32 mm) neodymium dome tweeter, coaxially mounted, weather-treated
Technology	Dispersion Alignment system, 197 mm (7.75 in) system diameter
Nominal Impedance	8 Ω (transformer bypass)
PHYSICAL	
Enclosure Material	Engineered plastics, highly UV fade-resistant
Grille	Perforated steel, powder-coated finish
Logo	Rotatable, removable
Color	Black: Bose Black, similar to RAL 9005, paintable
	White: Bose Arctic White, similar to RAL 9003, paintable
Paintable	Choose a paint that is specifically designed for use with polypropylene (PP) plastics.
Environmental	Outdoor per IEC 529 IP55 (suitable for use outdoors in wet locations), weather-resistant input cover
Safety Agency	UL-1480A, S5591/UL Listed, NFPA70 & NFPA90-A, CE compliant, UL 2239 for suspension cable
Operating Temperature Range	-25 °C to 65 °C (-13 °F to 149 °F)
Connectors	Euroblock 6-pin connector with loop-through, mounted on top. Accepts 18 AWG (0.8 mm ²) to 14 AWG (2.5 mm ²) size wire. Includes input cover.
Suspension / Mounting	Each DM6PE has one (1) suspension attachment point and one (1) safety cable attachment point. Included is one (1) 4.5 meter (15 foot) Gripple adjustable suspension cable.
Product Dimensions (Enclosure Diameter × Depth)	308 × 375 mm (12.1 × 14.8 in)
Cable Dimensions	Length: 4.57 m (15.00 ft)
	Diameter: 2 mm (0.08 in)
Net Weight, single	5.7 kg (12.5 lb)
Shipping Weight, pair	15.01 kg (33.09 lb)
Included Accessories	Each DM6PE includes one (1) Gripple adjustable suspension cable system, four (4) cable ties, (1) weather resistant input cover
Optional Accessories	Threaded Rod Adapter, Conduit Adapter, Gripple Pendant Suspension Cable Pair kit
PRODUCT CODES	
841168-0110	DESIGNMAX DM6PE PAIR BLACK
841168-0210	DESIGNMAX DM6PE PAIR WHITE
850571-0010	DESIGNMAX PENDANT THREADED ROD ADAPTER, PAIR
854381-0010	DESIGNMAX PENDANT CONDUIT ADAPTER, PAIR
852582-0010	PENDANT SUSPENSION CABLE KIT, PAIR

Footnotes

1. Frequency response and range measured on-axis in whole-space environment with recommended EQ
2. Sensitivity measured on-axis in whole-space environment averaged 100 Hz - 10 kHz using recommended high-pass protection
3. Maximum SPL calculated from sensitivity and power handling specifications, exclusive of power compression
4. AES standard 2-hour duration with IEC system noise
5. Bose extended-lifecycle test using pink noise filtered to meet IEC268-5, 6-dB crest factor, 500-hour duration
6. Measured in whole-space environment

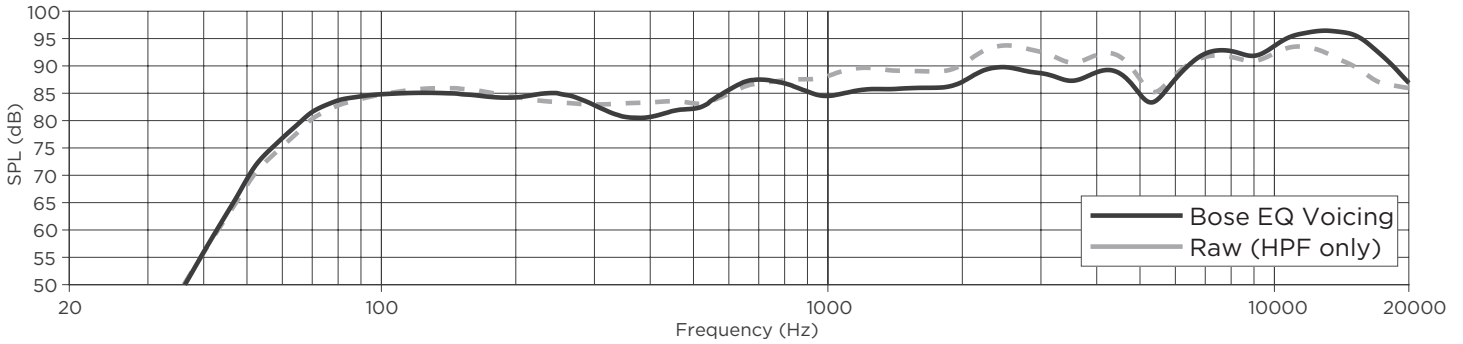
For additional specifications and application information, please visit PRO.BOSE.COM. Specifications subject to change without notice. December 2020.

TECHNICAL DATA

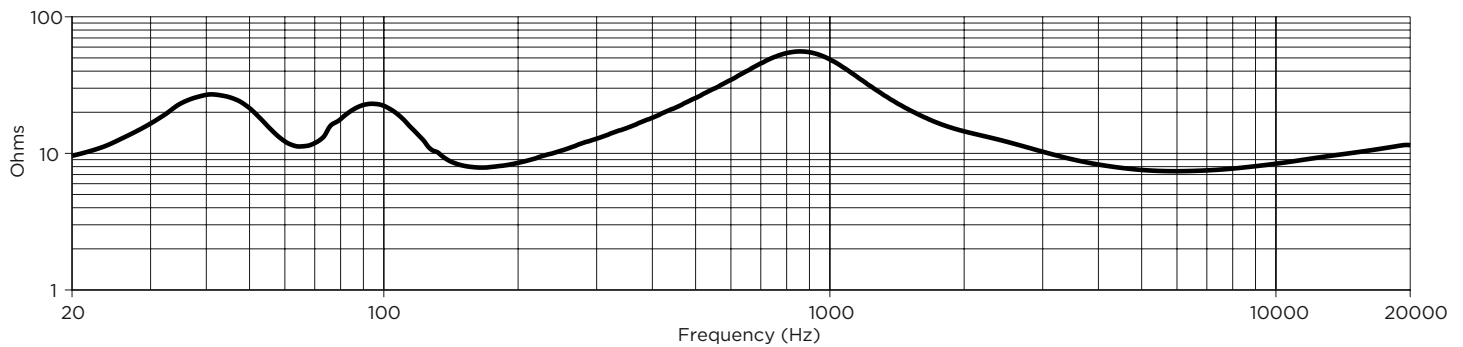
DesignMax DM6PE

pendant loudspeaker

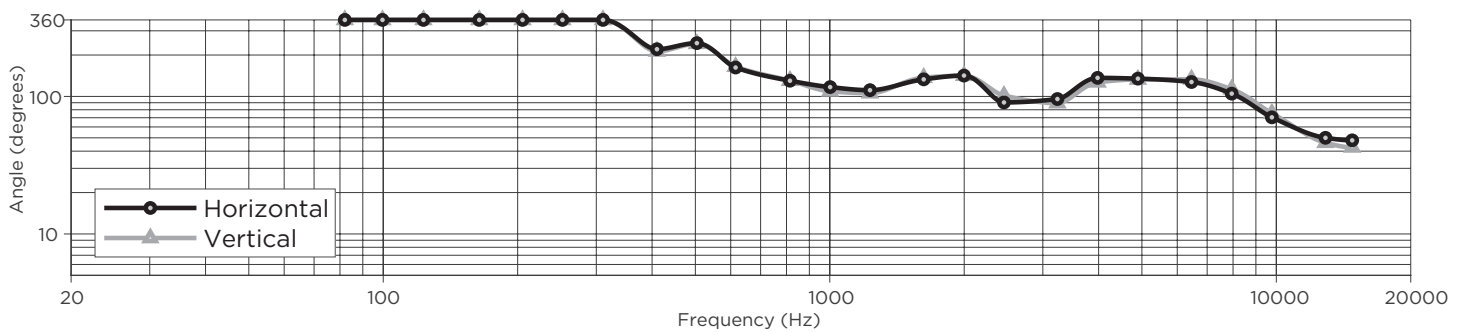
On-Axis Frequency Response



Impedance



Beamwidth ⁶



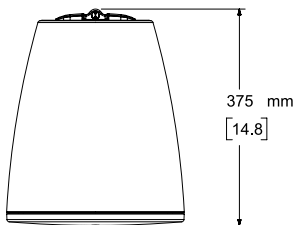
For additional specifications and application information, please visit PRO.BOSE.COM. Specifications subject to change without notice. December 2020.

TECHNICAL DATA

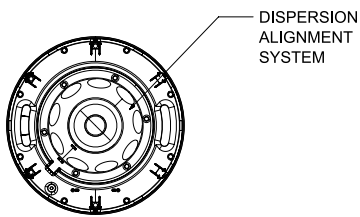
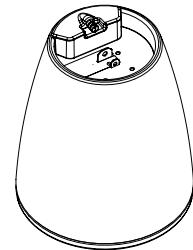
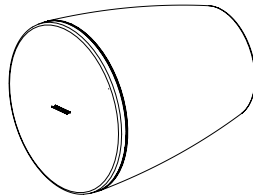
DesignMax DM6PE

pendant loudspeaker

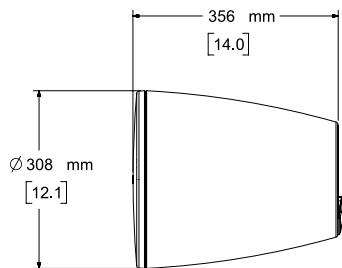
Dimensions



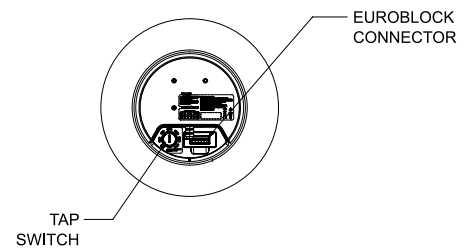
Side View



Front View
GRILLE REMOVED FOR CLARITY



Right View
DIMENSIONS APPLY TO BOTH SIDES



Rear View
TOP CAP REMOVED FOR CLARITY

- NOTES:
1. DIMENSIONS ARE IN MILLIMETERS OVER INCHES
2. WEIGHT APPROX 5.7kg [12.5lbs]

For additional specifications and application information, please visit PRO.BOSE.COM.
Specifications subject to change without notice. December 2020.