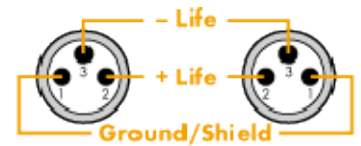


SIGNAALKABELS:

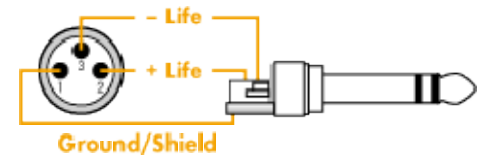
MIKROFOON-KABEL symmetrisch:

XLR → XLR
PIN 1 → PIN 1: MASSA / SCHERM
PIN 2 → PIN 2: + HEET
PIN 3 → PIN 3: - KOUD



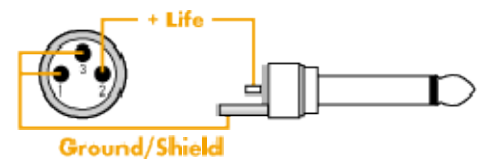
MIKROFOON-KABEL symmetrisch

XLR → STEREO JACK
PIN 1 → PEN HUIS: MASSA / SCHERM
PIN 2 → PEN PUNT: + HEET
PIN 3 → PEN RING: - KOUD



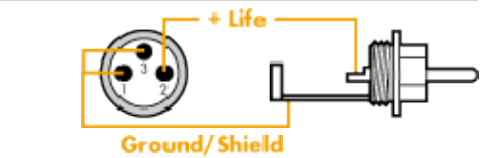
MIKROFOON-KABEL asymmetrisch

XLR → MONO JACK
PIN 1 → PEN HUIS: MASSA / SCHERM
PIN 2 → PEN PUNT: + HEET
PIN 3 → PEN HUIS: MASSA / SCHERM



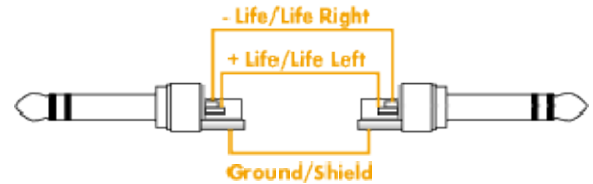
MIKROFOON-KABEL asymmetrisch

XLR → CINCH
PIN 1 → CINCH HUIS: MASSA / SCHERM
PIN 2 → CINCH PUNT: + HEET
PIN 3 → CINCH HUIS: MASSA / SCHERM



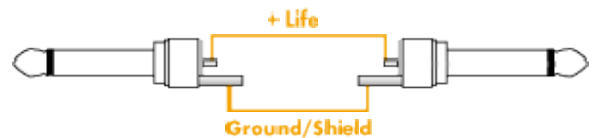
JACK-KABEL symmetrisch/ stereo

JACK STEREO → JACK STEREO
JACK HUIS → JACK HUIS: MASSA/SCHERM
JACK PUNT → JACK PUNT: + LINKS
JACK RING → JACK RING: - RECHTS



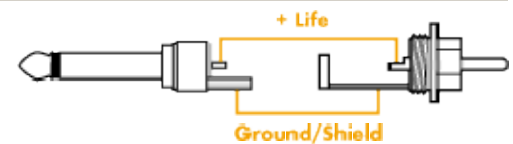
JACK-KABEL asymmetrisch / mono

JACK MONO → JACK MONO
JACK HUIS → JACK HUIS: MASSA / SCHERM
JACK PUNT → JACK PUNT: + HEET



VERLOOP-KABEL asymmetrisch/ mono

JACK MONO → CINCH
JACK HUIS → CINCH HUIS: MASSA/ SCHERM
JACK PUNT → CINCH PUNT: + HEET



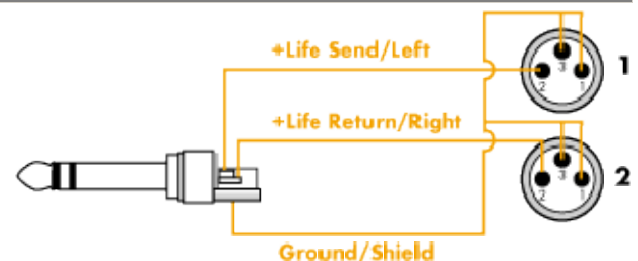
CINCH-KABEL asymmetrisch/ mono

CINCH → CINCH
CINCH HUIS → CINCH HUIS: MASSA / SCHERM
CINCH PUNT → CINCH PUNT: + HEET



INSERT/ STEREO-KABEL asymmetrisch

JACK STEREO → 2 x XLR
JACK HUIS → PIN 1 + 3: MASSA / SCHERM
JACK PUNT → PIN 2 (XLR1): + HEET SEND / LINKS
JACK RING → PIN 2 (XLR2): + HEET RETURN / RECHTS



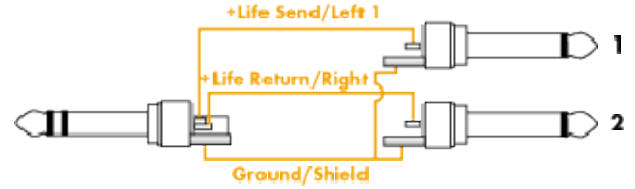
INSERT/ STEREO-KABEL asymmetrisch

JACK STEREO → 2 x **JACK MONO**

JACK HUIS → PEN HUIS: MASSA / SCHERM

JACK PUNT → PEN PUNT(JACK 1): + HEET SEND / LINKS

JACK RING → PEN PUNT(JACK2): + HEET RETURN / RECHTS



INSERT/ STEREO-KABEL asymmetrisch

JACK STEREO → 2 x **CINCH**

JACK HUIS → CINCH HUIS: MASSA / SCHERM

JACK PUNT → CINCH PUNT (CINCH1):
+ HEET SEND / LINKS

JACK RING → CINCH PUNT (CINCH2):
+ HEET RETURN / RECHTS

