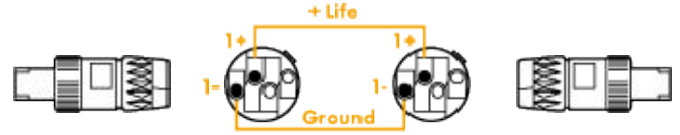


## LUIDSPREKERKABELS:

### LUIDSPREKERKABEL 2-ADERIG

#### SPEAKON → SPEAKON

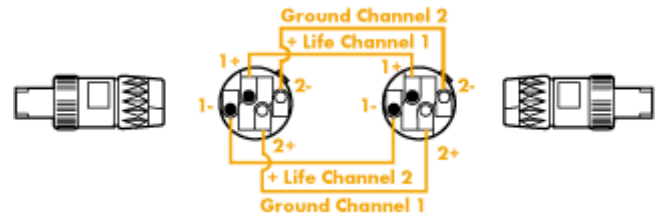
- PIN 1+ → PIN 1+: + HEET
- PIN 1- → PIN 1-: - MASSA
- PIN 2+ → N.C.
- PIN 2- → N.C.



### LUIDSPREKERKABEL 4-ADERIG

#### SPEAKON → SPEAKON

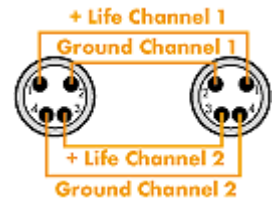
- PIN 1+ → PIN 1+: + HEET KANAAL 1 TOP
- PIN 1- → PIN 1-: - MASSA KANAAL 1 TOP
- PIN 2+ → PIN 2+: + HEET KANAAL 2 SUB
- PIN 2- → PIN 2-: + MASSA KANAAL 2 SUB



### LUIDSPREKERKABEL 4-ADERIG

#### EP 4-POLIG → EP 4-POLIG

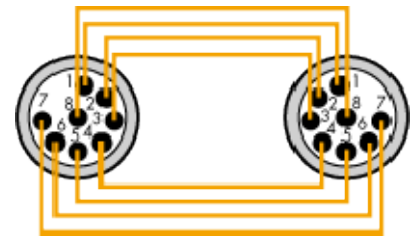
- PIN 1 → PIN 1: + HEET KANAAL 1 TOP
- PIN 2 → PIN 2: - MASSA KANAAL 1 TOP
- PIN 3 → PIN 3: + HEET KANAAL 2 SUB
- PIN 4 → PIN 4: - MASSA KANAAL 2 SUB



### LUIDSPREKERKABEL 8-ADERIG

#### EP 8-POLIG → EP 8-POLIG

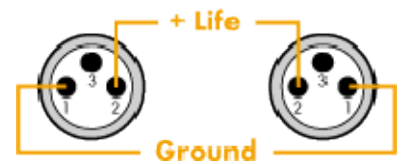
- PIN 1 → PIN 1: + HEET KANAAL 1
- PIN 2 → PIN 2: - MASSA KANAAL 1
- PIN 3 → PIN 3: + HEET KANAAL 2
- PIN 4 → PIN 4: - MASSA KANAAL 2
- PIN 5 → PIN 5: + HEET KANAAL 3
- PIN 6 → PIN 6: - MASSA KANAAL 3
- PIN 7 → PIN 7: + HEET KANAAL 4
- PIN 8 → PIN 8: - MASSA KANAAL 4



### LUIDSPREKERKABEL 2-ADERIG

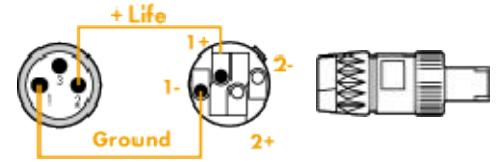
#### XLR → XLR

- PIN 1 → PIN 1: - MASSA
- PIN 2 → PIN 2: + HEET
- PIN 3 → N.C.



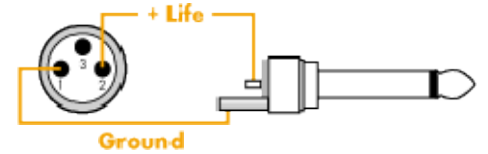
## LUIDSPREKER - ADAPTERKABEL 2-ADERIG

**XLR** → **SPEAKON**  
PIN 1 → 1-: - MASSA  
PIN 2 → 1+: + HEET  
PIN 3 → N.C.



## LUIDSPREKER - ADAPTERKABEL 2-ADERIG

**XLR** → **JACK MONO**  
PIN 1 → JACK HUIS: - MASSA  
PIN 2 → JACK PUNT: + HEET  
PIN 3 → N.C.



## LUIDSPREKERKABEL 2-ADERIG

**JACK MONO** → **JACK MONO**  
JACK HUIS → JACK HUIS: - MASSA  
JACK PUNT → JACK PUNT: + HEET

